



## COMEBACK REPORT: PART 3 STATE OF THE INDUSTRY

As our industry forges ahead and continues getting back to business, DentalPost took a quick “pulse check” of dental professionals like you on the current state of the industry.

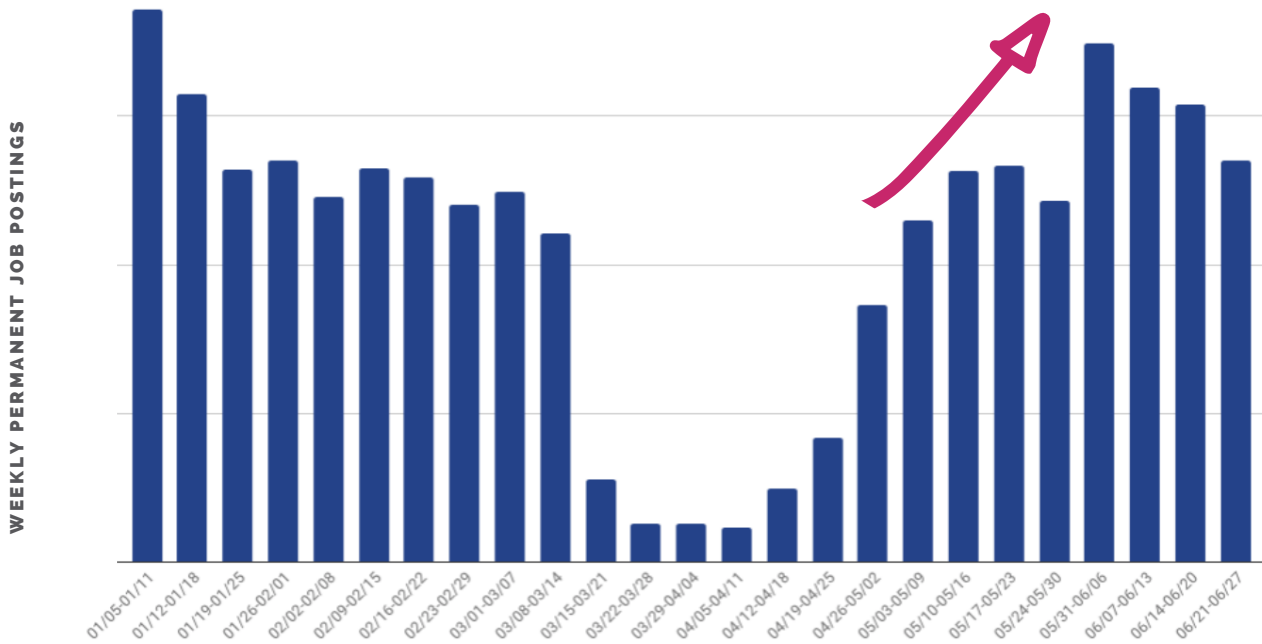
Together with Willeford Group, **we polled more than 1,600 dental professionals** to address hot “post-Covid” topics that you wanted to know about as you get back to work:

- Compensation
- Benefits
- Job Trends

**Read on to see how you compare**, and if you want more stay tuned for our comprehensive **Annual Salary Survey** in partnership with **RDH Magazine** - coming soon!

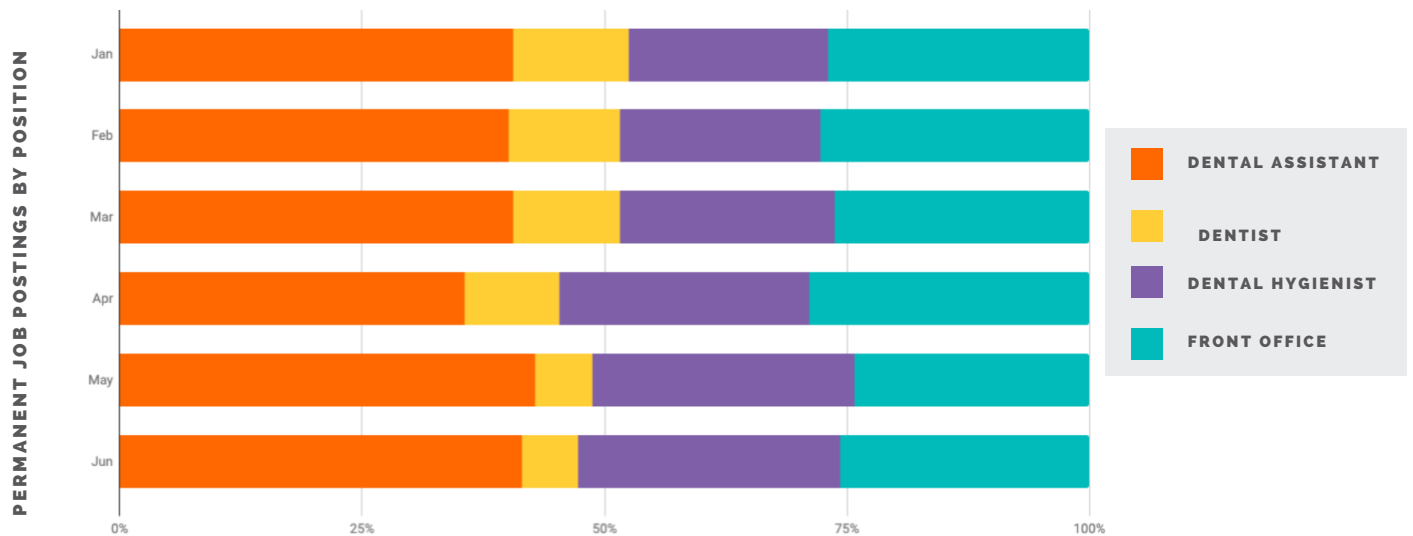
## WEEKLY JOB POSTINGS

The dramatic rise we saw in hiring activity in April leveled off in May, and then increased again in the beginning of June. While permanent job posting declined in June, overall postings and hiring activity for the month resembled activity in January, which is historically one of the most active months for hiring.



## POSTINGS BY POSITION

The demand for Dental Hygienists remains higher than before as offices reopen. Compared to May, where job postings increased dramatically (341% for Dental Assistants, 284% for Dental Hygienists, and 124% for Dentists), June job postings stabilized, but remained slightly higher than pre-Covid-19 activity.



## AUDIENCE PROFILE

**1,600+ TOTAL RESPONDENTS**

### RESPONDENTS BY POSITION

- 45% Registered Dental Hygienists
- 27% Dental Assistants
- 18% Front Office
- 6% Dentist
- 4% Other (ex: students)



### REGIONAL DISTRIBUTION

The majority of dental professionals who responded to the poll practice in Texas (21%), Georgia (9%), and California (8%).

Dental Office respondents were mostly from Georgia (25%), Texas (14%), and New Jersey (7%).



### YEARS OF EXPERIENCE

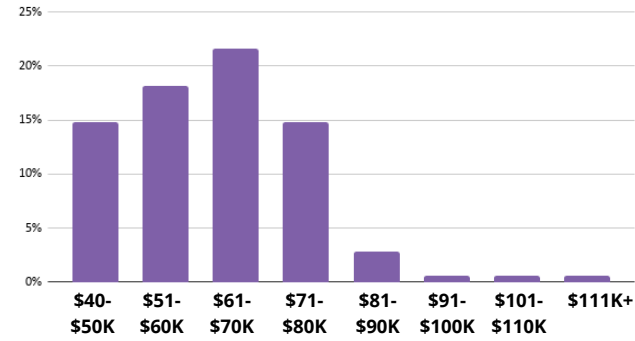
- 63%** respondents have **10-20+ years** experience
- 19%** respondents have **5 - 10 years** experience
- 18%** respondents are **entry level** or new graduates



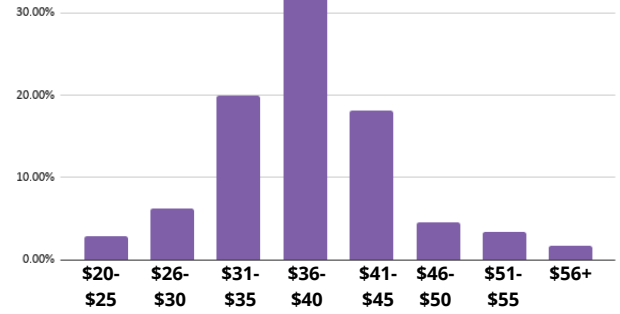
## SALARY HIGHLIGHTS: PAY AVERAGES AS REPORTED BY DENTAL OFFICES

### DENTAL HYGIENIST INCOME

ANNUAL SALARY

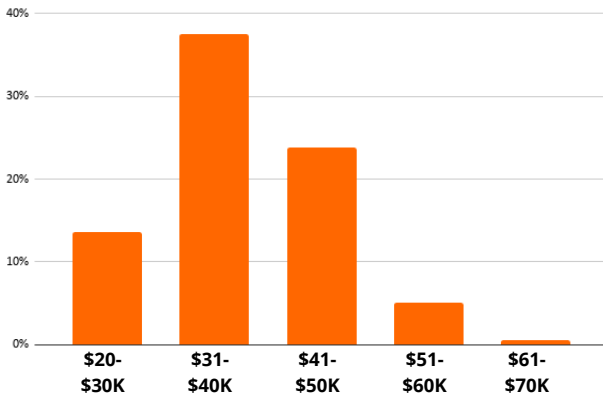


HOURLY RATES

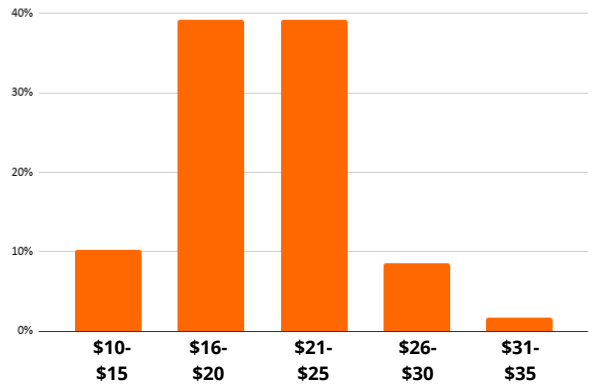


### DENTAL ASSISTANT INCOME

ANNUAL SALARY

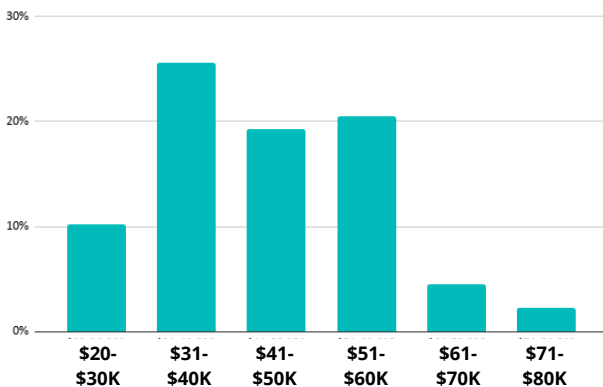


HOURLY RATES

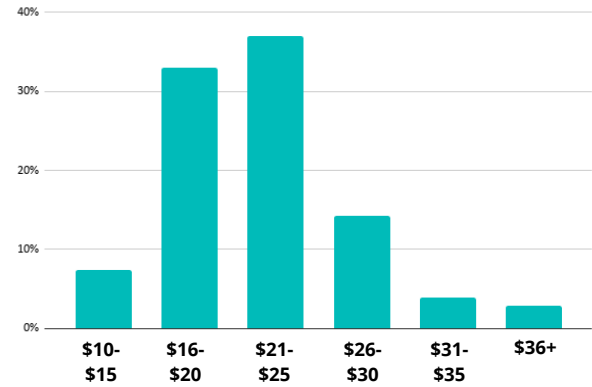


### FRONT OFFICE MANAGER INCOME

ANNUAL SALARY



HOURLY RATES



## COMEBACK HIGHLIGHTS: A LOOK AT THE INDUSTRY BY THE NUMBERS



**84%**

DENTAL OFFICES HAVE REHIRED THEIR PRE-COVID-19 TEAM

**96%**

PRACTICES REPORT THAT EMPLOYMENT STATUS OF THEIR TEAM MEMBERS REMAINED THE SAME AS PRE-COVID (HOURLY VS. SALARIED WORKERS)

**50%**

REPORTED MORE THAN 75% OF THEIR TEAM MEMBERS ARE HOURLY WORKERS

## COMPENSATION

**83%**

OF PRACTICES REPORT TEAM MEMBER WAGES REMAIN UNCHANGED

**84%**

DENTAL PROFESSIONALS REPORT THAT THEIR PAY STAYED THE SAME



## BENEFITS



**91%**

DENTAL PRACTICES REPORT THEY HAVE NOT CHANGED EMPLOYEE BENEFITS

**88%**

DENTAL PROFESSIONALS SAID THAT THEIR BENEFITS HAVE STAYED THE SAME

**#1**

BENEFIT OFFERED BY 80% OF DENTAL PRACTICES IS PAID SICK LEAVE / VACATION TIME

**44%**

DENTAL PROFESSIONALS REPORTED THEY DO NOT RECEIVE BENEFITS